



X-Tack™

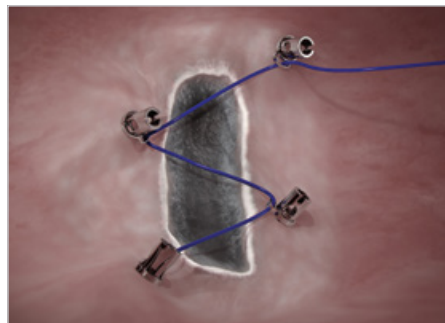
Endoscopic HeliX Tacking System

The Next Evolution in defect closure



Enhanced Fixation, Low Profile

HeliX Tacks are designed with barbs for enhanced fixation in deep submucosal and intramuscular gastrointestinal tissue. Optimized length and flat driving tip delivers a low-profile suture-based construct.



Easily Span Difficult Defects

HeliX Tacks tethered with a polypropylene suture allow for independent, through-the-scope placement of fixation points, eliminating the challenge of spanning defects.

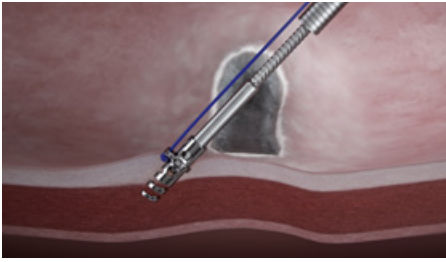
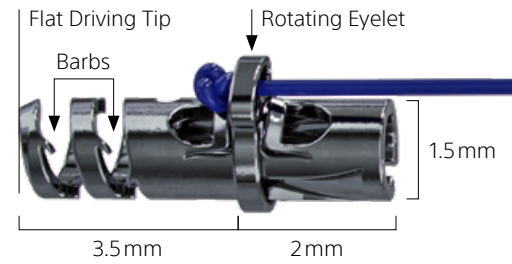


Precise Closure

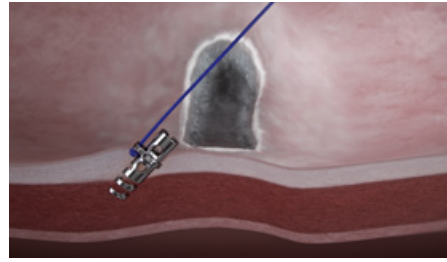
Applying suture tension approximates margins allowing for visual confirmation of defect closure prior to locking suture construct.

The X-Tack Endoscopic HeliX Tacking System allows for suture-based, deep submucosal and intramuscular-enhanced fixation through a standard gastroscope or colonoscope. Placing independent barbed HeliX Tacks, tethered with a single polypropylene suture, makes spanning defects easier. Applying suture tension approximates margins, allowing for visual confirmation of closure prior to locking the suture construct. Designed specifically for applications in the upper and lower gastrointestinal tract, X-Tack delivers precision to your defect closures.

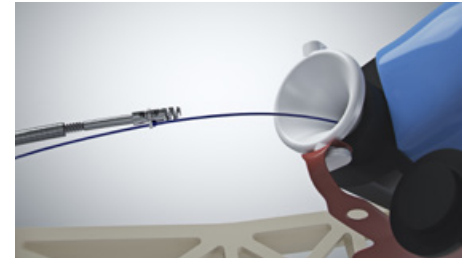
HeliX Tack



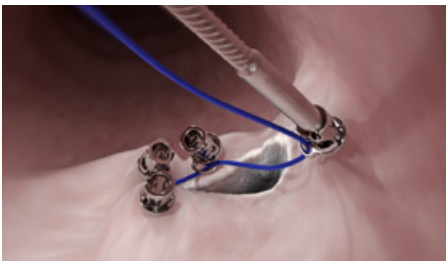
First, pre-loaded HeliX Tack is placed into healthy tissue adjacent to the defect.



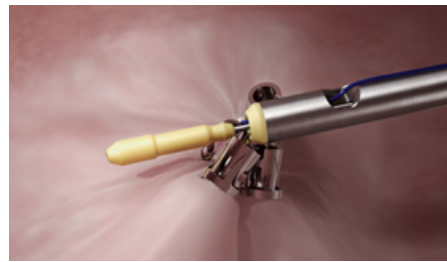
HeliX Tack is detached from the Driver.



Additional HeliX Tacks are re-loaded and inserted into the scope working channel.



Up to four HeliX Tacks are placed independently around the defect. Suture tension helps approximate margins.



Suture cinch facilitates final suture tension, locks construct, and cuts excess suture.



Final closure.

SKU	Description	Pkg Qty
XTACK-160-H	X-Tack™ Endoscopic HeliX Tacking System (160 cm)	3 Units
XTACK-235-H	X-Tack™ Endoscopic HeliX Tacking System (235 cm)	3 Units
CNH-C01-213-L	Suture Cinch – Long	6 Units
CNH-G01-000	OverStitch™ Suture Cinch	6 Units
ES26165	Ensizor® Endoscopic Scissors (165 cm length)	3 Units
ES26235	Ensizor® Endoscopic Scissors (235 cm length)	3 Units

The X-Tack™ Endoscopic HeliX Tacking System is intended for approximation of soft tissue in minimally invasive gastroenterology procedures (e.g. closure and healing of ESD/EMR sites, and closing of fistula, perforation or leaks). X-Tack is not intended for hemostasis of acute bleeding ulcers.

All trademarks are the property of their respective owners. CAUTION: The law restricts these devices to sale by or on the order of a physician. Indications, contraindications, warnings, and instructions for use can be found in the product labelling supplied with each device or at www.IFU-BSCI.com. Products shown for INFORMATION purposes only and may not be approved or for sale in certain countries. This material not intended for use in France.

CE 2797

ENDO-1724401-AA Printed in Germany by medicalvision.

Boston Scientific
Advancing science for life™

www.apolloendo.com

© 2023 Boston Scientific Corporation or its affiliates. All rights reserved.